

# Multipartite entanglement characterization of a quantum phase transition

G Costantini<sup>1,2</sup>, P Facchi<sup>2,3</sup>, G Florio<sup>1,2</sup> and S Pascazio<sup>1,2</sup>

<sup>1</sup> Dipartimento di Fisica, Università di Bari, I-70126 Bari, Italy

<sup>2</sup> Istituto Nazionale di Fisica Nucleare, Sezione di Bari, I-70126 Bari, Italy

<sup>3</sup> Dipartimento di Matematica, Università di Bari, I-70125 Bari, Italy

Received 13 December 2006, in final form 26 February 2007

Published 27 June 2007

Online at [stacks.iop.org/JPhysA/40/8009](http://stacks.iop.org/JPhysA/40/8009)

## Abstract

A probability density characterization of multipartite entanglement is tested on the one-dimensional quantum Ising model in a transverse field. The average and second moment of the probability distribution are numerically shown to be good indicators of the quantum phase transition. We comment on multipartite entanglement generation at a quantum phase transition.

PACS numbers: 03.67.Mn, 73.43.Nq, 75.10.Pq, 03.67.–a

## 1. Introduction

Quantum phase transitions are characterized by nonanalyticity in the properties of the states of a physical system [1]. They differ from classical phase transitions in that they occur at zero temperature and are therefore driven by quantum (rather than thermal) fluctuations.

The research of the last few years has unearthed remarkable links between quantum phase transitions (QPTs) and entanglement [2–5]. The study of these inherently quantum phenomena has mainly focused on bipartite entanglement, by using the entropy of entanglement [6], i.e. the von Neumann entropy of one part of the total system in the ground state. Notwithstanding the large amount of knowledge accumulated, the properties of the *multipartite* entanglement of the ground state at the critical points of a QPT are not clear yet. This is also due to the lack of a unique definition of multipartite entanglement [7]. Different definitions tend indeed to focus on different aspects of the problem, capturing different features of the phenomenon [8], that do not necessarily agree with each other. This is basically due to the fact that, as the size of the system increases, the number of measures (i.e. real numbers) needed to quantify multipartite entanglement grows exponentially. For all these reasons, the quantification of multipartite entanglement is an open and very challenging problem.

In the study of a QPT, the above-mentioned problems are of great importance. The evaluation of entanglement measures bears serious computational difficulties, because the ground states involve exponentially many coefficients. The issue is therefore to understand

how to characterize entanglement, e.g. by identifying one key property that can summarize its multipartite features. Our strategy will be to look at the probability density function of the purity of a subsystem over all bipartitions of the total system. The average of this function will determine the amount of global entanglement in the system, while the variance will measure how well such entanglement is distributed: a smaller variance will correspond to a larger insensitivity to the choice of the bipartition and, therefore, will witness if entanglement is really multipartite.

This approach, introduced in [9], makes use of statistical information on the state and extends in a natural way the techniques used for the bipartite entanglement. It is interesting to note that the idea that complicated phenomena cannot be ‘summarized’ by a single (or a few) number(s) was already proposed in the context of complex systems [10] and has been also considered in relation to quantum entanglement [11]. We applied our characterization of multipartite entanglement to a large class of random states [12, 13], obtaining sensible results [9, 14].

In this paper, we will characterize in a similar way the multipartite entanglement of the (finite) Ising model in a transverse field. Our numerical results will corroborate previous findings and yield new details about the structure of quantum correlations near the quantum critical point.

## 2. Probability density function characterization of multipartite entanglement

We shall focus on a collection of  $n$  qubits and consider a partition in two subsystems  $A$  and  $B$ , made up of  $n_A$  and  $n_B$  qubits ( $n_A + n_B = n$ ), respectively. For definiteness we assume  $n_A \leq n_B$ . The total Hilbert space is the tensor product  $\mathcal{H} = \mathcal{H}_A \otimes \mathcal{H}_B$  with dimensions  $\dim \mathcal{H}_A = N_A = 2^{n_A}$ ,  $\dim \mathcal{H}_B = N_B = 2^{n_B}$  and  $\dim \mathcal{H} = N = N_A N_B = 2^n$ .

We shall consider pure states

$$|\psi\rangle = \sum_{k=0}^{N-1} z_k |k\rangle = \sum_{j_A=0}^{N_A-1} \sum_{l_B=0}^{N_B-1} z_{j_A l_B} |j_A\rangle \otimes |l_B\rangle, \quad (1)$$

where the last expression is adapted to the bipartition:  $|k\rangle = |j_A\rangle \otimes |l_B\rangle$ , with a bijection between  $k$  and  $(j_A, l_B)$ . Think for example of the binary expression of an integer  $k$  in terms of the binary expression of  $(j_A, l_B)$ . We define the purity (linear entropy) of the subsystem

$$\pi_{AB}(|\psi\rangle) = \text{Tr}_A \rho_A^2, \quad \rho_A = \text{Tr}_B \rho, \quad \rho = |\psi\rangle\langle\psi|, \quad (2)$$

with  $\text{Tr}_A$  ( $\text{Tr}_B$ ) being the partial trace over subsystem  $A$  ( $B$ ), and take as a measure of the bipartite entanglement between  $A$  and  $B$  the participation number

$$N_{AB} = \pi_{AB}^{-1}, \quad (3)$$

that measures the effective rank of the matrix  $\rho_A$ , namely the effective Schmidt number [15]. The quantity  $n_{AB} = \log_2 N_{AB}$  represents the effective number of entangled qubits, given the bipartition (pictorially, the number of bipartite entanglement ‘links’ that are ‘severed’ when the system is bipartitioned). By plugging (1) into (2) one gets

$$N_{AB}(|\psi\rangle) = \left( \sum_{j,j'=0}^{N_A-1} \sum_{l,l'=0}^{N_B-1} z_{jl} \bar{z}_{j'l'} z_{j'l} \bar{z}_{jl'} \right)^{-1}. \quad (4)$$

This is the key formula of our numerical investigation.

Clearly, the quantity  $N_{AB}$  will depend on the bipartition, as in general entanglement will be distributed in a different way among all possible bipartitions. We are pursuing the idea that

the density function  $p(N_{AB})$  of  $N_{AB}$  yields information about *multipartite* entanglement [9]. We note that

$$1 \leq N_{AB} = N_{BA} \leq N_A (\leq N_B), \quad (5)$$

where the maximum (minimum) value is obtained for a completely mixed (pure) state  $\rho_A$ . Therefore, a larger value of  $N_{AB}$  corresponds to a more entangled bipartition  $(A, B)$ . Incidentally, we note that the maximum possible bipartite entanglement  $N_{AB}^{\max} = N_A^{\max} = 2^{\lfloor n/2 \rfloor}$  can be attained only for a balanced bipartition, i.e. when  $n_A = \lfloor n/2 \rfloor$  (and  $n_B = \lfloor (n+1)/2 \rfloor$ ), where  $\lfloor x \rfloor$  is the integer part of the real  $x$ , that is the largest integer not exceeding  $x$ . We emphasize that the use of the inverse purity (linear entropy) (3) is only motivated by simplicity. Any other measure of bipartite entanglement, such as the entropy (or any Tsallis entropy [16]), would yield similar results.

### 3. Entanglement distribution: critical Ising chain in a transverse field

We now apply the characterization of multipartite entanglement to the quantum Ising chain in a transverse field, described by the Hamiltonian

$$H = -g \sum_{i=1}^{n-1} \sigma_i^z \sigma_{i+1}^z - (1-g) \sum_{i=1}^n \sigma_i^x + \epsilon \sum_{i=1}^n \sigma_i^z \quad (6)$$

(with open boundary conditions,  $\sigma$  being the Pauli matrices). Note that we added a (small, site independent) longitudinal field  $\epsilon$ . If  $\epsilon = 0$ , it is known from conformal field theory [17] and numerical simulations based on accurate analytical expressions [3] that at the critical point  $g = g_c = 1/2$  the entanglement entropy

$$S_{AB} = -\text{Tr}_A(\rho_A \log_2 \rho_A) \quad (7)$$

diverges with a logarithmic law

$$S_{AB} \sim \frac{1}{6} \log_2 \ell. \quad (8)$$

Here, entanglement is evaluated by considering a block  $A$  of *contiguous* spins whose length  $\ell$  is less than one-half the total length  $n$  of the chain. Due to (approximate) translation invariance, in our approach this is equivalent to considering the average entanglement over a subset of the bipartitions of the system (that tend to be balanced when  $\ell$  tends to  $n/2$ ).

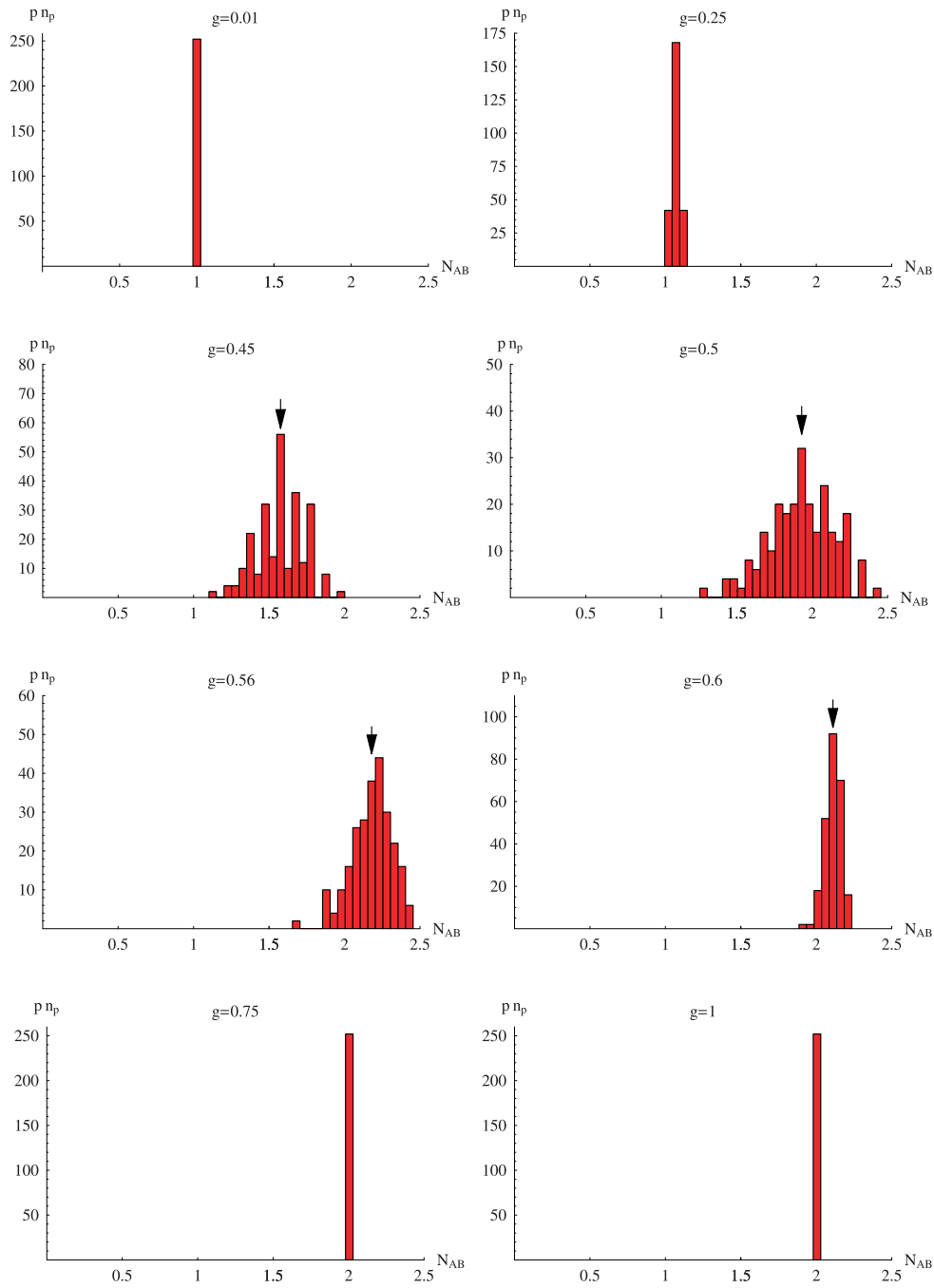
#### 3.1. A typical distribution

We intend to evaluate the distribution of bipartite entanglement over all balanced bipartitions and, therefore, the multipartite entanglement. Here and in the whole paper, the Hamiltonian will be exactly diagonalized in order to obtain the ground state, then  $N_{AB}$  will be explicitly evaluated as a function of  $g$  and its distribution plotted. The results are exact, but the quantum simulation time consuming and for this reason  $n$  cannot be too large.

The distribution of the participation number  $N_{AB}$  as  $g$  varies, for  $n = 10$  qubits and  $\epsilon = 0$ , is shown in figure 1. We note that the distribution is always well behaved and bell shaped, being practically a  $\delta$  function for  $g \leq 0.1$  and  $g \geq 0.75$ . For this reason, one can get a satisfactory characterization of multipartite entanglement by looking at its mean value and width

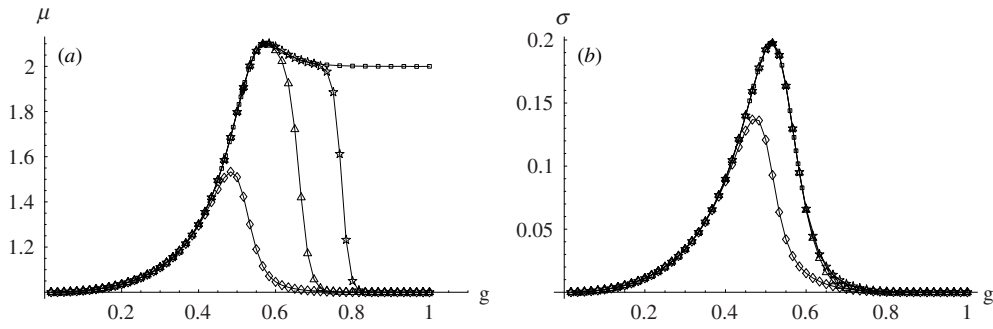
$$\mu = \langle N_{AB} \rangle, \quad \sigma^2 = \langle (N_{AB} - \mu)^2 \rangle, \quad (9)$$

where the average  $\langle \cdot \rangle$  is evaluated over all balanced bipartitions. We recall that  $\mu$  defines the amount of entanglement while the inverse width  $\sigma^{-1}$  describes how fairly such entanglement is



**Figure 1.** Distribution function of the participation number  $N_{AB}$  over all balanced bipartitions for the Hamiltonian (6) when  $\epsilon = 0$  and  $n = 10$ . The distribution is always bell shaped. Its width is maximum at  $g = 0.5$ , while its average entanglement (indicated by a black arrow) is maximum at  $g = 0.56$ . Note the different scales on the ordinates. The number of balanced bipartitions is  $n_p = \binom{n}{[n/2]} = \binom{10}{5} = 252$ .

(This figure is in colour only in the electronic version)



**Figure 2.** (a) Average  $\mu$  and (b) standard deviation  $\sigma$  of  $N_{AB}$  over all balanced bipartitions for  $n = 9$  sites in the 1D quantum Ising model in a transverse field of strength  $1 - g$  and a small longitudinal field of strength  $\epsilon$ . Squares:  $\epsilon = 0$ ; stars:  $\epsilon = 10^{-6}$ ; triangles:  $\epsilon = 10^{-4}$ ; diamonds:  $\epsilon = 10^{-2}$ .

distributed. We note that the width  $\sigma$  is maximum at  $g = 0.5$ , while the average entanglement  $\mu$  is maximum at  $g = 0.56$ . Observe that no singularities can be expected for a number of spins as small as  $n = 10$ , yet the behaviour of both quantities clearly foreruns the quantum phase transition at  $g = g_c = 1/2$ . In this sense, both  $\sigma$  and  $\mu$  appear to be good indicators of the QPT.

### 3.2. Average and width

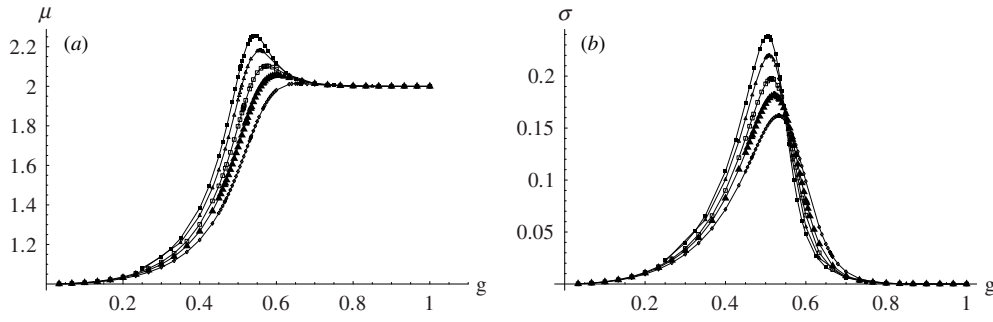
Let us consider the full Hamiltonian (6) when the longitudinal perturbing field is small. In figure 2, we plot  $\mu$  and  $\sigma$ , respectively, versus  $g$  for the ground state of the Hamiltonian (6), when  $n = 9$ , for different values of  $\epsilon$  (ranging from 0 to  $10^{-2}$ ). We note a very different behaviour of the two quantities. The average  $\mu$  is very sensitive to the longitudinal perturbation. In the region  $g \simeq 1$ , where the ground state is approximately a GHZ state when  $\epsilon = 0$ , the average entanglement is strongly reduced even for a very small value of  $\epsilon$  ( $\simeq 10^{-6}$ ). This is basically due to the fact that the superposition  $|\text{all spins up}\rangle + |\text{all spins down}\rangle$  (yielding  $\mu = 2$ ) is very fragile and the ground state collapses in one of the two (degenerate) classical ground states (yielding  $\mu = 1$ ), the  $Z_2$  symmetry being broken. On the other hand, near the maximum,  $\mu$  is more robust and a larger perturbation ( $\epsilon = 10^{-2}$ ) is required to counter larger values of  $(1 - g)$  and modify the behaviour of  $\mu$ .

The behaviour of  $\sigma$  is different. When  $\epsilon \lesssim 10^{-2}$  the curves are not modified by the presence of the longitudinal field. This is due to the fact that in the region where  $\mu$  is reduced by the presence of  $\epsilon$ ,  $\sigma$  is already near to 0 (a GHZ state has  $\sigma = 0$  because it is invariant for permutation of the qubits, see [9]). Of course, a sufficiently large value of  $\epsilon$  also affects  $\sigma$ , reducing it (but not modifying the shape of  $\sigma(g)$ ).

We shall now focus on the critical region. It would be tempting to take a small value of  $\epsilon$  (say,  $\epsilon = 10^{-6}$ ) in order to get rid of the spurious residual entanglement at  $g \simeq 1$  (and obtain a bell-shaped function for  $\mu$ , as well as for  $\sigma$ ). However, since we aim at a precise determination of the coordinates of the maximum, which is unaffected by small values of  $\epsilon$ , we decided to work with  $\epsilon = 0$ .

### 3.3. Purely transverse Ising chain

In figure 3, we evaluate the average and standard deviation for  $\epsilon = 0$  (purely transverse) Ising chains of increasing size (from 7 to 11 sites). In figure 3(a), we distinguish different zones.



**Figure 3.** (a) Average  $\mu$  and (b) standard deviation  $\sigma$  of  $N_{AB}$  over all balanced bipartitions (from  $n = 7$  to 11 sites) for the purely transverse 1D Ising chain. Full squares: 11 sites; open triangles: 10 sites; open squares: 9 sites; full triangles: 8 sites; open diamonds: 7 sites.  $\mu$  can be viewed as a measure of the average multipartite entanglement, while  $\sigma^{-1}$  can be viewed as a measure of how fairly this entanglement is shared. Both  $\mu$  and  $\sigma$  are good indicators of the QPT that takes place at  $g = 0.5$ . Interestingly,  $\sigma_{\max}$  precedes  $\mu_{\max}$ .

For  $g = 0$ , the ground state (gs) is factorized and  $\mu = 1$ . If  $g \simeq 1$ , the gs is approximately a GHZ state (a combination of the gs's of the classical Hamiltonian). The most interesting region is around the value  $g = 0.5$ , where for an increasing number of qubits there is a more and more pronounced peak of  $\mu$ . This is in qualitative agreement with other results obtained using the entropy of entanglement.

The width of the distribution of  $N_{AB}$  versus  $g$  is shown in figure 3(b). We will comment later on the behaviour of this quantity that yields useful additional information about the structure and generation of multipartite entanglement (information that would not be available for an entanglement measure constituted by a single number). Also in this case we can distinguish several regions in the plot. Moreover, the coupling  $g$  corresponding to the peak of  $\sigma$  (that we denote as  $\sigma_{\max}$ ) does not coincide with that corresponding to the peak of  $\mu$  (that we denote as  $\mu_{\max}$ ):

$$g(\sigma_{\max}) < g(\mu_{\max}). \quad (10)$$

In other words, for a finite spin chain, the width of the distribution is not maximum when the amount of entanglement is maximum.

We note that, by increasing  $n$ , both maxima are shifted towards the centre of the plot  $g \rightarrow g_c = 0.5$ . In figure 4(a), we plot the values of the coupling constant  $g$  at  $\mu_{\max}$  versus the number of sites  $n$ . The numerical result can be fitted with the (arbitrary) function

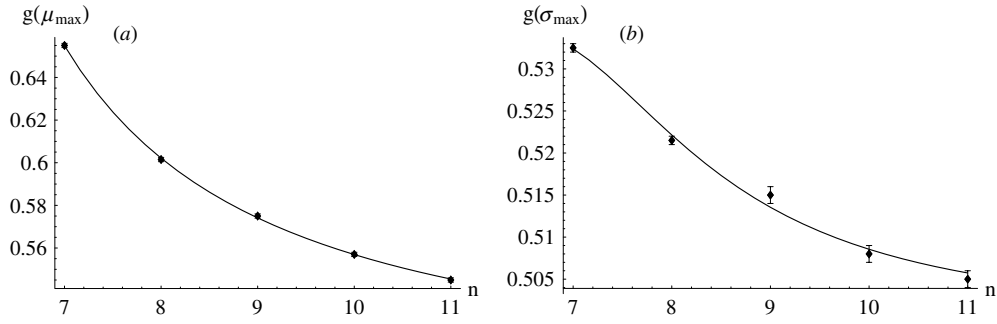
$$g(\mu_{\max}) = 0.5 + \frac{5.43}{n^2 + 3.09n - 35.59} \xrightarrow{n \rightarrow \infty} 0.5 = g_c. \quad (11)$$

The plot of  $g(\sigma_{\max})$  versus  $n$  is shown in figure 4(b), the fit being

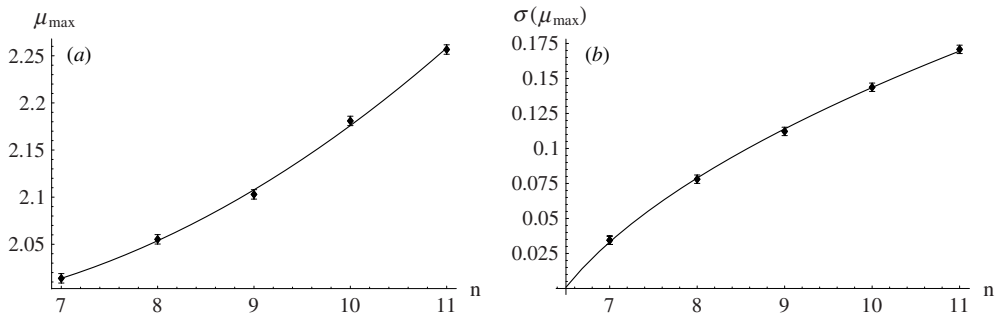
$$g(\sigma_{\max}) = 0.5 + \frac{0.14}{n^2 - 13.01n + 46.39} \xrightarrow{n \rightarrow \infty} 0.5 = g_c. \quad (12)$$

Note that the fit (11) is very accurate, while (12) is valid within one standard deviation (namely a few per cent), as can be seen in figure 4. From figure 4 and equations (11), (12) one can argue that the amount of entanglement (the mean of the distribution) and the maximum width of the distribution of bipartite entanglement can detect, in the limit of large  $n$ , the QPT.

We shall henceforth focus on  $\mu_{\max}$  and  $\sigma(\mu_{\max}) = \sigma(g(\mu_{\max}))$  (the value of  $\sigma$  when the amount of entanglement is maximum), rather than  $\sigma_{\max}$  (whose behaviour is anyway similar).



**Figure 4.** Coupling constant  $g$  corresponding to (a)  $\mu_{\max}$  and (b)  $\sigma_{\max}$  versus  $n$ . Note that  $g(\sigma_{\max}) < g(\mu_{\max})$  (at fixed  $n$ ) and that already for small  $n$  ( $=7$ )  $g(\sigma_{\max})$  differs from  $g_c = 1/2$  only by a few per cent. The error bars (one standard deviation) are explicitly indicated.



**Figure 5.** (a) Entanglement  $\mu_{\max}$  and (b) standard deviation at the maximum entanglement  $\sigma(\mu_{\max})$  versus  $n$ . The error bars (one standard deviation) are explicitly indicated.

In figure 5, we plot these quantities versus the number of spins  $n$ . They are fitted by (for  $n \geq 6$ )

$$\mu_{\max} = 2 + 0.019(n - 6) + 0.007(n - 6)^2, \quad (13)$$

$$\sigma(\mu_{\max}) = -0.077 + 0.11\sqrt{n - 6}. \quad (14)$$

We also evaluate the relative width at maximum entanglement

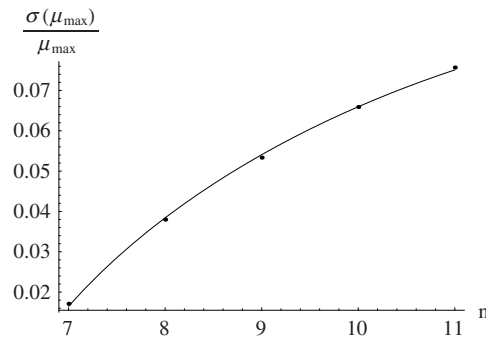
$$\sigma_{\text{rel}} = \sigma(\mu_{\max})/\mu_{\max}, \quad (15)$$

as shown in figure 6, that will be useful in the following discussion. The fitting curve in figure 6 is not independent, but is rather derived from equations (13), (14):

$$\sigma_{\text{rel}} = \frac{-0.077 + 0.11\sqrt{n - 6}}{2 + 0.019(n - 6) + 0.007(n - 6)^2}. \quad (16)$$

#### 4. Discussion

Both fits (13), (14) imply that the entanglement indicators  $\sigma$  and  $\mu$  diverge with  $n$  at the QPT. This conclusion is particularly significant: the amount of entanglement goes to infinity but



**Figure 6.** Ratio  $\sigma(\mu_{\max})/\mu_{\max}$  versus  $n$ .

so does the width of the entanglement distribution. In particular, this leads to two possible scenarios, depending on the behaviour of  $\sigma_{\text{rel}}$  defined in (15):

- (i)  $\sigma_{\text{rel}} \xrightarrow{n \rightarrow \infty} 0$ . In this case, the divergence of  $\mu_{\max}$  is stronger than that of  $\sigma(\mu_{\max}) \simeq \sigma_{\max}$ . This means that at the QPT the entanglement of the ground state is macroscopically insensitive to the choice of the bipartition. Accordingly, the QPT yields a fair distribution of bipartite entanglement and is therefore a good tool for generating multipartite entanglement. This conclusion could pave the way towards a deeper understanding of the relation among entanglement, QPTs and chaotic systems (that are known to generate large amounts of entanglement [13, 18]).
- (ii)  $\sigma_{\text{rel}} \xrightarrow{n \rightarrow \infty} c > 0$  (eventually  $\infty$ ). This situation would have profound consequences on our comprehension of the relation between a QPT and the generation of multipartite entanglement. In particular, the strong divergence of  $\sigma(\mu_{\max})$  (of order equal to or larger than that of  $\mu_{\max}$ ) would imply that the distribution of entanglement is *not* optimal, inasmuch as it is not fairly shared. This means that the amount of entanglement of non-contiguous spins partitions macroscopically differs from that of contiguous ones.

Our results, although not conclusive due to the relatively small value of  $n$  reached in our numerical analysis, appear to indicate that (i) is the most probable scenario: indeed, from equation (16), that in turn is a consequence of equations (13), (14), we infer that for large  $n$

$$\sigma_{\text{rel}} \sim n^{-3/2}. \quad (17)$$

In general, if one assumes that the behaviour of  $\mu_{\max}$  and  $\sigma(\mu_{\max})$  versus  $n$  (and in particular the convexity of the two curves) does not change for larger  $n$ , one can conclude that  $\sigma_{\text{rel}}$  vanishes for  $n \rightarrow \infty$ .

Another important observation, related to the ‘entangling power’ of evolutions [19], is the following. Although our numerical results seem to favour the first scenario, namely a well-distributed multipartite entanglement generated by the quantum phase transition, such entanglement is *not so large*. Indeed, a *typical*  $n$ -qubit state is characterized by [9]

$$\mu \propto 2^{n/2}, \quad \sigma = \text{const}, \quad (18)$$

namely an exponentially large amount of entanglement, that is also very well distributed. These typical states are efficiently produced by a chaotic dynamics [13, 18]. In general, one observes a very rapid growth of the (effective) Schmidt number (3) at the onset of chaos and for all these reasons quantum chaos is a much better multipartite entanglement generator than a critical Ising chain. This conclusion seems to be valid for other spin Hamiltonians as well.



Note that the entangling power (and/or entanglement generation) of a QPT is better compared to that of a chaotic system [18] (in that they are both obtained by varying one or more coupling constants), rather than that of a quantum evolution [19]. On the other hand, unlike in a chaotic system, in a QPT one focuses on the features of the ground state.

The entanglement generation at a QPT and the physical features of this entanglement [20, 21] deserve additional investigations. The participation number or the entropy of entanglement (or any other sensible measure) are related to the global structure of the state. It is therefore reasonable to expect that many observables might be necessary in order to characterize multipartite entanglement. The approach we propose [9, 14], based on the calculation of the probability density function of bipartite entanglement, has the advantage of making use of statistical information on the state of the system and characterizes multipartite entanglement by extending techniques that are widely used in the analysis of its bipartite aspects. We have seen that when the density functions are well behaved and bell shaped, the average and second moment of the distribution are good indicators of the quantum phase transition. These conclusions must be corroborated by the study of other systems and models displaying quantum phase transitions, as well as by the analysis of more complex systems [10, 11]. Work is in progress in this direction.

### Acknowledgments

We thank A Scardicchio and K Yuasa for interesting remarks. This work is partly supported by the European Community through the Integrated Project EuroSQIP.

### References

- [1] Sachdev S 1999 *Quantum Phase Transitions* (Cambridge: Cambridge University Press)
- [2] Osterloh A, Amico L, Falci G and Fazio R 2002 *Nature* **416** 609
- [3] Vidal G, Latorre J I, Rico E and Kitaev A 2003 *Phys. Rev. Lett.* **90** 227902
- [4] Verstraete F, Popp M and Cirac J I 2004 *Phys. Rev. Lett.* **92** 027901
- [5] Roscilde T, Verrucchi P, Fubini A, Haas S and Tognetti V 2004 *Phys. Rev. Lett.* **93** 167203
- [6] Wootters W K 2001 *Quantum Inform. Comput.* **1** 27  
Bennett C H, DiVincenzo D P, Smolin J A and Wootters W K 1996 *Phys. Rev. A* **54** 3824
- [7] Bruss D 2002 *J. Math. Phys.* **43** 4237
- [8] Coffman V, Kundu J and Wootters W K 2000 *Phys. Rev. A* **61** 052306  
Wong A and Christensen N 2001 *Phys. Rev. A* **63** 044301  
Meyer D A and Wallach N R 2002 *J. Math. Phys.* **43** 4273
- [9] Facchi P, Florio G and Pascazio S 2006 *Phys. Rev. A* **74** 042331
- [10] Parisi G 1988 *Statistical Field Theory* (New York: Addison-Wesley)
- [11] Man'ko V I, Marmo G, Sudarshan E C G and Zaccaria F 2002 *J. Phys. A: Math. Gen.* **35** 7137
- [12] Lubkin E 1978 *J. Math. Phys.* **19** 1028  
Lloyd S and Pagels H 1988 *Ann. Phys., NY* **188** 186  
Życzkowski K and Sommers H-J 2001 *J. Phys. A: Math. Gen.* **34** 7111  
Shimoni Y, Shapira D and Biham O 2004 *Phys. Rev. A* **69** 062303
- [13] Scott A J and Caves C M 2003 *J. Math. Phys.* **36** 9553
- [14] Facchi P, Florio G and Pascazio S 2006 Characterizing and measuring multipartite entanglement *Preprint quant-ph/0610108 (Int. J. Quantum Inform. at press)*
- [15] Grobe R, Rzążewski K and Eberly J H 1994 *J. Phys. B: At. Mol. Opt. Phys.* **27** L503
- [16] Tsallis C 1988 *J. Stat. Phys.* **52** 479
- [17] Holzhey C, Larsen F and Wilczek F 1994 *Nucl. Phys. B* **424** 443  
Callan C and Wilczek F 1994 *Phys. Lett. B* **333** 55  
Calabrese P and Cardy J 2004 *J. Stat. Mech.* **P06002**
- [18] Bandyopadhyay J N and Lakshminarayan A 2002 *Phys. Rev. Lett.* **89** 060402  
Montangero S, Benenti G and Fazio R 2003 *Phys. Rev. Lett.* **91** 187901

- Bettelli S and Shepelyansky D L 2003 *Phys. Rev. A* **67** 054303
- Mejía-Monasterio C, Benenti G, Carlo G G and Casati G 2005 *Phys. Rev. A* **71** 062324
- [19] Zanardi P, Zalka Ch and Faoro L 2000 *Phys. Rev. A* **62** 030301
- [20] de Oliveira T R, Rigolin G, de Oliveira M C and Miranda E 2006 *Phys. Rev. Lett.* **97** 170401
- de Oliveira T R, Rigolin G and de Oliveira M C 2006 *Phys. Rev. A* **73** 010305
- [21] Campos Venuti L, Degli Esposti Boschi C, Roncaglia M and Scaramucci A 2006 *Phys. Rev. A* **73** 010303